

# a new SMOOTH experience...

---

## 1 LINE 4 RITUALS

A brand new line to meet the needs of women who desire smooth, healthy-looking, rejuvenated and disciplined hair with immediate but lasting effects.

From perfect smoothness to the enhancement of the natural texture, for fluid, shiny and defined hair.

smooth EXPERIENCE is a versatile and professional collection of 6 highly performing products designed to create 4 different beauty rituals: FILLER HIGH GLOSS SPA, GLASS HAIR LAMINATION, GOODBYE FRIZZ and PERFECT SMOOTH.

EXPRESS

1

FAST & EASY

### filler high gloss SPA *no heat tools*

---

EXPRESS RITUAL

*Plumps, restructures and rejuvenates hair by eliminating imperfections.*

*Same times and rituals as a standard hair care service but with high-performance products.*

the result...

*Immediate softness, shine and fullness up to 4 weeks.*

*Hair is lightweight and clean for longer.*

| COLD BOTOX-LIKE |

EXPRESS

2

FAST & EASY

### glass hair lamination

---

EXPRESS RITUAL

*The treatment loved by influencers and celebrities around the world.*

*High gloss cosmetic lifting.*

the result...

*Immediate shine, softness and smoothness for up to 4 weeks.*

THERAPY

3

### goodbye frizz

---

THERAPY RITUAL

*Loose the frizz and keep your curls! Transforms wavy, curly, voluminous and frizzy hair into more manageable hair, controlling frizz, reducing volume while keeping the natural shape of the hair*

the result...

*Curly and wavy hair is defined, manageable and soft for up to 10 weeks.*

| HOT BOTOX-LIKE |

THERAPY

4

### perfect smooth

---

THERAPY RITUAL

*Transforms frizzy, curly and wavy hair into perfectly smooth, silky and disciplined hair, remodeling the hair structure without stressing it.*

the result...

*Super smooth, shiny and manageable hair up to 10 weeks.*

| HOT BOTOX-LIKE |

# EXPRESS RITUALS

## filler high gloss SPA *no heat tools* EXPRESS RITUAL

COLD BOTOX-LIKE

### products set

*Plumps, restructures  
and rejuvenates hair by eliminating  
imperfections.*

*Same times and rituals as a  
standard hair care service but with  
high-performance products.*

*the result...*

*Immediate softness, shine  
and fullness up to 4 weeks.*

*Hair is lightweight  
and clean for longer.*



PRE-TREAT  
SHAMPOO



FILLER  
CONDITIONER



INSTANT HIGH  
GLOSS WATER



HAIR FILLER  
SERUM

FAST & EASY

EXPRESS

1

25

## glass hair lamination EXPRESS RITUAL

*The treatment loved by influencers  
and celebrities around the world.*

*High gloss cosmetic lifting*

*the result...*

*Immediate shine, softness and  
smoothness for up to 4 weeks.*

### products set



PRE-TREAT  
SHAMPOO



FILLER  
CONDITIONER




INSTANT HIGH  
GLOSS WATER



HAIR FILLER  
SERUM



HD SMOOTH  
AND PROTECT



FAST & EASY

EXPRESS

2


35

step 1




Apply **PRE-TREAT SHAMPOO** to damp hair. Create an even lather, then rinse. In case of resistant, natural, coarse hair, shampoo twice.

step 2




Apply **FILLER CONDITIONER** to towel-dried hair focusing on the lengths and ends. Comb to distribute evenly. Leave to process for 10 minutes then rinse.

step 3



After rinsing, apply **INSTANT HIGH GLOSS WATER**, to damp hair, focusing on the lengths and ends. Comb to distribute evenly and rinse.

step 4



Apply **HAIR FILLER SERUM** to towel-dried hair, then proceed with drying the hair working directly with the heat of a hair dryer and brush.

step 5



Once dry, divide the hair into 4 sections with a cross-shaped parting. Apply a generous amount of **SMOOTH AND PROTECT HD** spray thermo-protector and iron the hair 2/3 times at low temperature, focusing on lengths and ends.

Home maintenance is essential to prolong in-salon results. To maintain smooth, soft and shiny hair we recommend the use of **FILLER SHAMPOO**, **FILLER CONDITIONER** and **HAIR FILLER SERUM**.

the result ...

Immediate shine, softness and smoothness for up to 4 weeks.

before

after



smooth & shiny

high gloss effect

technical tips

If using after colouring service, gently cleans the hair with an after colour shampoo (do not use **PRE-TREAT SHAMPOO**) then proceed with step 2.

If using after re-growth colour service, when rinsing the colour, use **PRE-TREAT SHAMPOO** for the second shampoo, then proceed with step 2.

